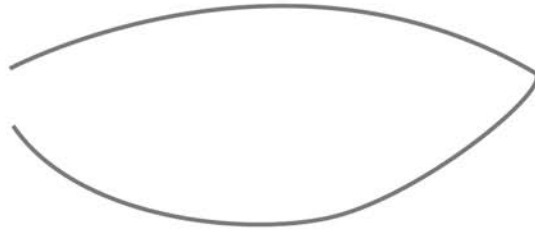



HOW TO DRAW A SHARK



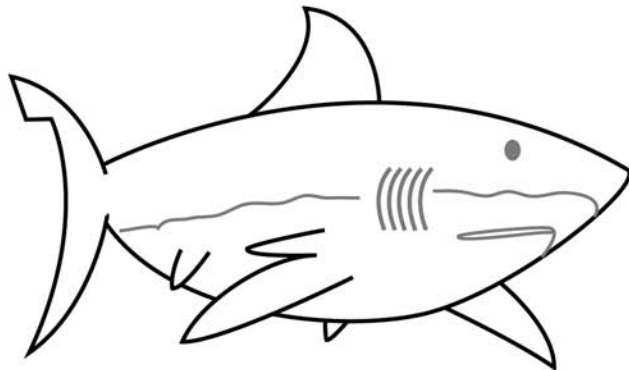
Step 1. Draw the body of the shark.
It looks like the shape of a leaf.




Step 2. Draw in the tail and fins.



Step 3. Erase and clean up any lines inside the tail and fins.



Step 4. Draw the eye, mouth, lateral lines and gills.



Step 5. Trace your shark with a pen or marker and color.